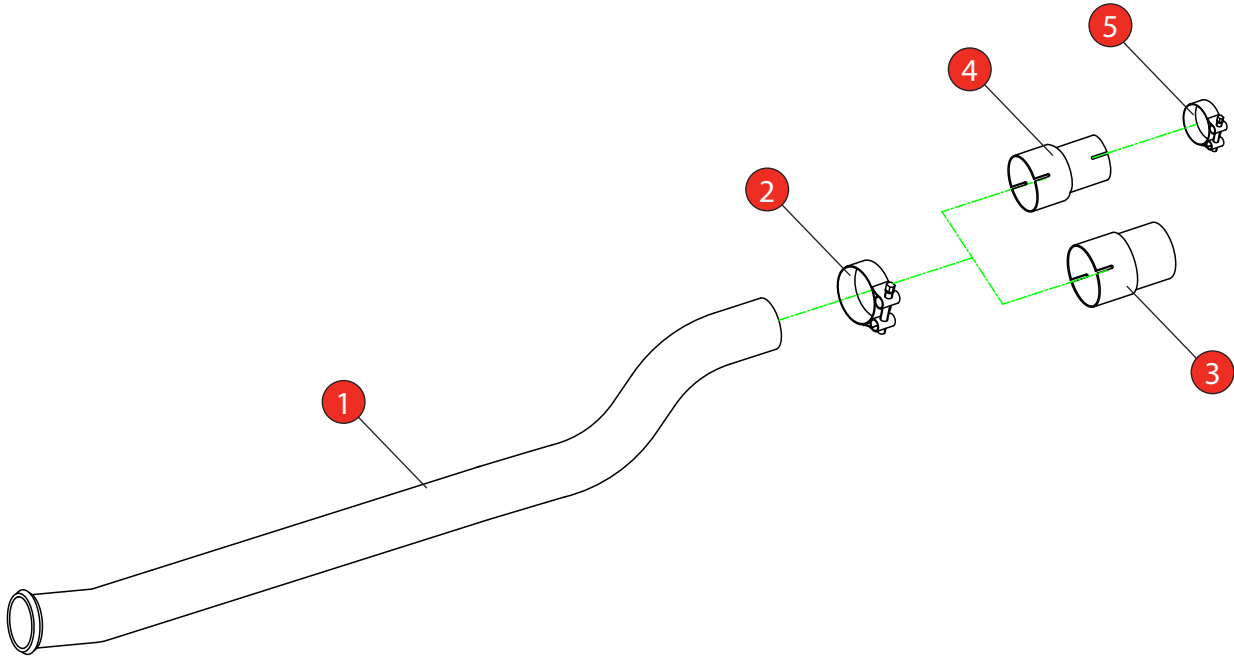


Car	BMW 128ti F40 GPF Model / MINI Clubman F54 Cooper S GPF Model	Part No.	SBMP085
Year	2021-Current / 2019-Current	Fit Kits	379FK
Notes	Where not supplied use original fittings. Original system requires cutting. Requires Stage 2 remap to prevent Check Engine light.	Features	Pipe Diameter:- 70mm


Estimated Fitting Time: 1 Hour 30 Minutes



NO.	PART NO.	DESCRIPTION	QTY
1	833BM	GPF Delete Pipe	1
Fit Kit			
2	Z016.10063	72mm H/D Clamp	1
3	AD111	Adaptor (Use to fit to Scorpion GPF-back)	1
4	AD90	Adaptor (Use to fit to original GPF-back)	1
5	Z016.10070	65mm H/D Clamp	1

CLASSIFICATION	Motorsport Use Only
HOMOLOGATED	No
DATE	2021/04/2023
ISSUE	02
AUTHORISED	S Shipley

NOTE: ENSURE SCORPION SYSTEM IS CLEAR OF MOVING PARTS AND ALL ORIGINAL FUNCTIONS WORK CORRECTLY.



STAY CONNECTED TO RED POWER.


Car	BMW 128ti F40 GPF Model / MINI Clubman F54 Cooper S GPF Model	Part No.	SBMP085
Year	2021-Current / 2019-Current	Fit Kits	379FK
Notes	Where not supplied use original fittings. Original system requires cutting. Requires Stage 2 remap to prevent Check Engine light.	Features	Pipe Diameter:- 70mm

Estimated Fitting Time: 1 Hour 30 Minutes

Cutting Instructions :



To make it easier to cut the exhaust we recommend removing it from the car. Find the 3 pairs of indents and use the middle pair to mark out the cutting line. Cut along the line and de-bur the edges. Re-fit the original GPF and fit the Scorpion GPF-back following the line diagram above. NOTE: If fitting at the same time as our GPF-back system you won't need to cut the original system.



STAY CONNECTED TO RED POWER.